

CELANYL® A3 CF20 BK 9005

CELANYL®

Car industry, Household appliances, Electrical devices.

Product information

Resin Identification	PA66-CF20	ISO 1043
Part Marking Code	>PA66-CF20<	ISO 11469
Continuous Service Temperature	100 °C	IEC 60216-1

Rheological properties

	dry/cond.		
Viscosity number	145 / *	cm ³ /g	ISO 307, 1628
Moulding shrinkage range, parallel	0.1 - 0.4	%	ISO 294-4, 2577
Moulding shrinkage range, normal	0.5 - 0.9	%	ISO 294-4, 2577

Typical mechanical properties

	dry/cond.		
Tensile modulus	15500 / 9200	MPa	ISO 527-1/-2
Tensile stress at break, 5mm/min	210 / 150	MPa	ISO 527-1/-2
Tensile strain at break, 5mm/min	2.7 / 6.6	%	ISO 527-1/-2
Charpy impact strength, 23 °C	60 / -	kJ/m ²	ISO 179/1eU
Charpy impact strength, -30 °C	38 / -	kJ/m ²	ISO 179/1eU
Charpy notched impact strength, 23 °C	8 / -	kJ/m ²	ISO 179/1eA
Charpy notched impact strength, -30 °C	5 / -	kJ/m ²	ISO 179/1eA
Ball indentation hardness, H 961/30	215 / -	MPa	ISO 2039-1
Poisson's ratio	0.33 / - ^[C]		

[C]: Calculated

Thermal properties

	dry/cond.		
Melting temperature, 10 °C/min	260 / *	°C	ISO 11357-1/-3
Temperature of deflection under load, 1.8 MPa	240 / *	°C	ISO 75-1/-2
Temperature of deflection under load, 0.45 MPa	250 / *	°C	ISO 75-1/-2

Electrical properties

	dry/cond.		
Volume resistivity	1000 / -	Ohm.m	IEC 62631-3-1
Surface resistivity	* / 10000	Ohm	IEC 62631-3-2
Electric strength	2.4 / -	kV/mm	IEC 60243-1
Comparative tracking index	90 / -		IEC 60112

Physical/Other properties

	dry/cond.		
Humidity absorption, 2mm	1.8 / *	%	Sim. to ISO 62
Water absorption, 2mm	6.5 / *	%	Sim. to ISO 62
Density	1200 / -	kg/m ³	ISO 1183

Injection

Drying Recommended	yes
Drying Temperature	80 °C
Drying Time, Dehumidified Dryer	2 - 4 h
Processing Moisture Content	≤0.15 %
Melt Temperature Optimum	295 °C

CELANYL® A3 CF20 BK 9005

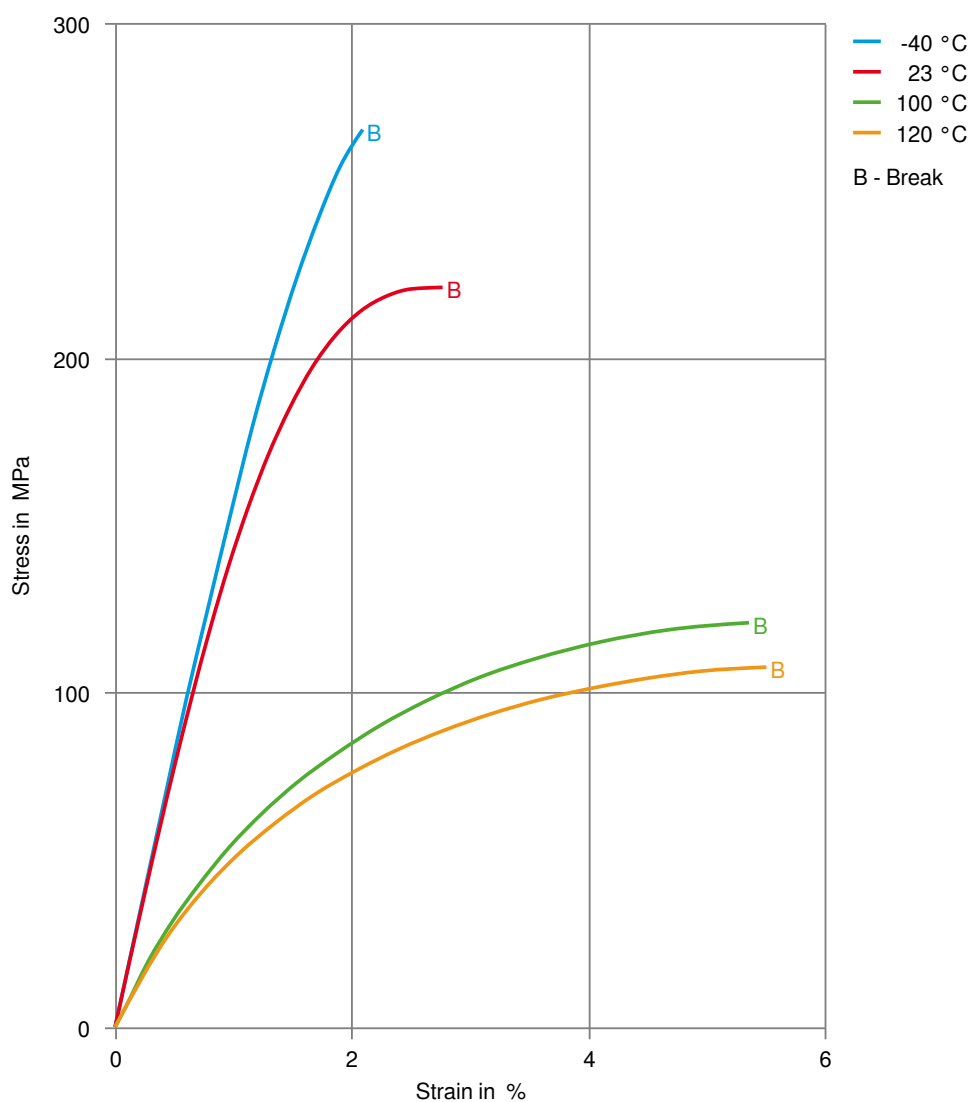
CELANYL®

Min. melt temperature	285 °C
Max. melt temperature	305 °C
Screw tangential speed	≤0.2 m/s
Mold Temperature Optimum	100 °C
Min. mould temperature	70 °C
Max. mould temperature	120 °C

Characteristics

Processing	Injection Moulding
Special characteristics	Static dissipative, Heat stabilised or stable to heat

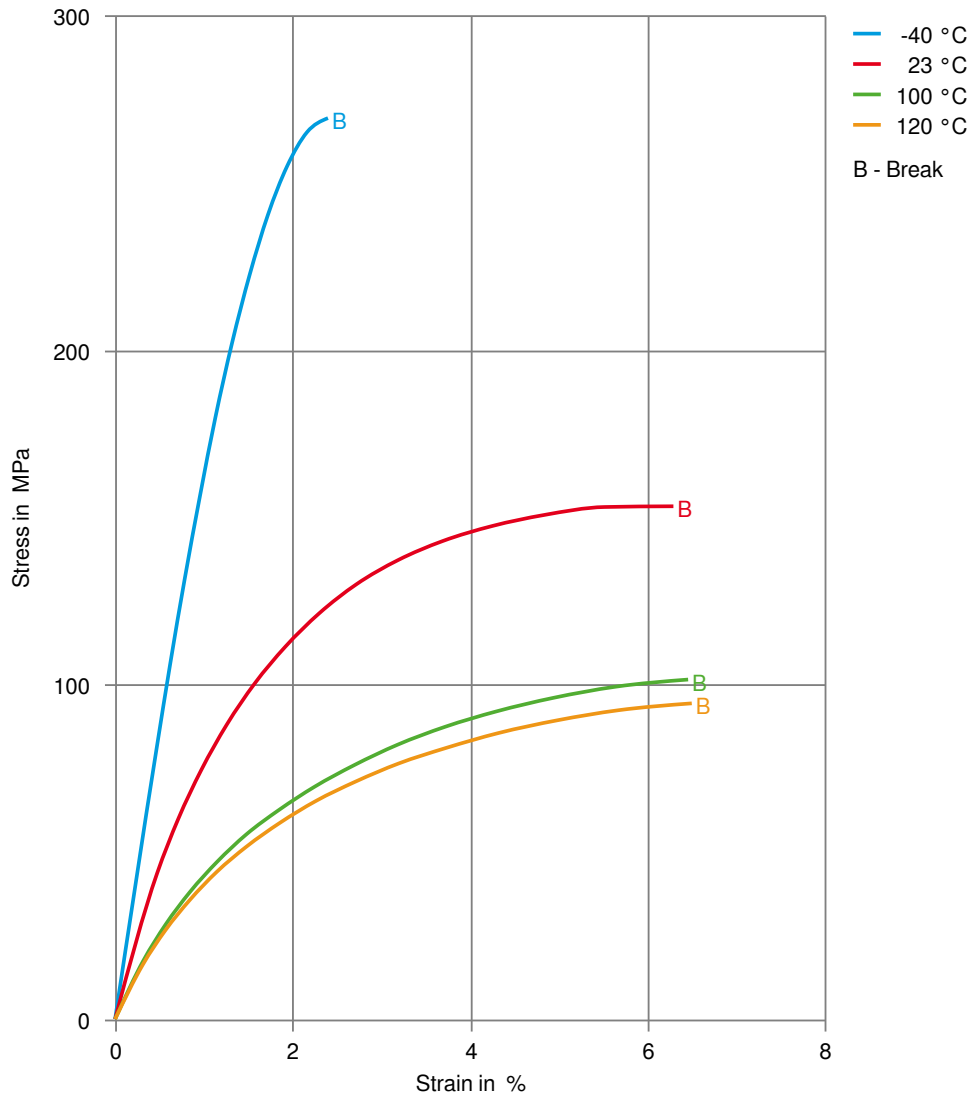
Stress-strain (dry)



CELANYL® A3 CF20 BK 9005

CELANYL®

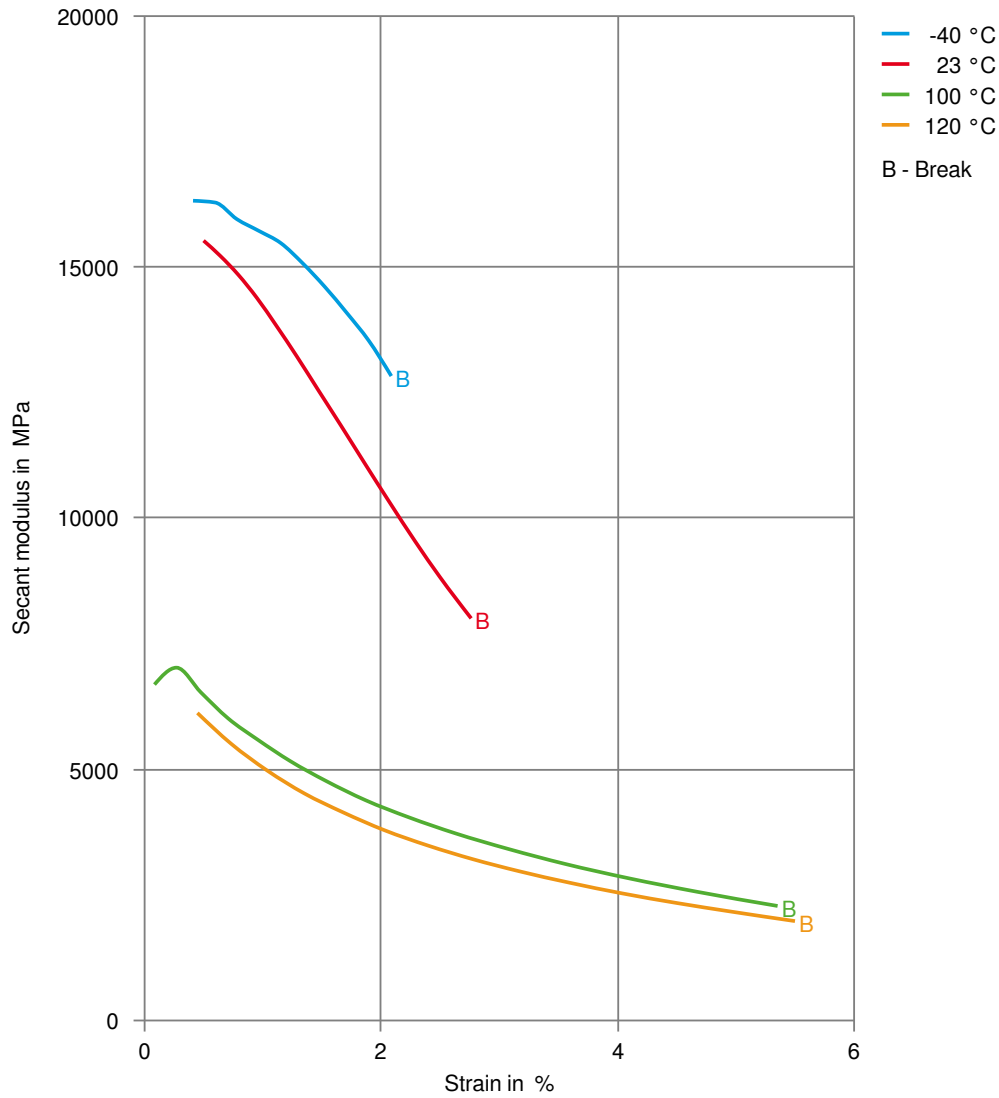
Stress-strain (cond.)



CELANYL® A3 CF20 BK 9005

CELANYL®

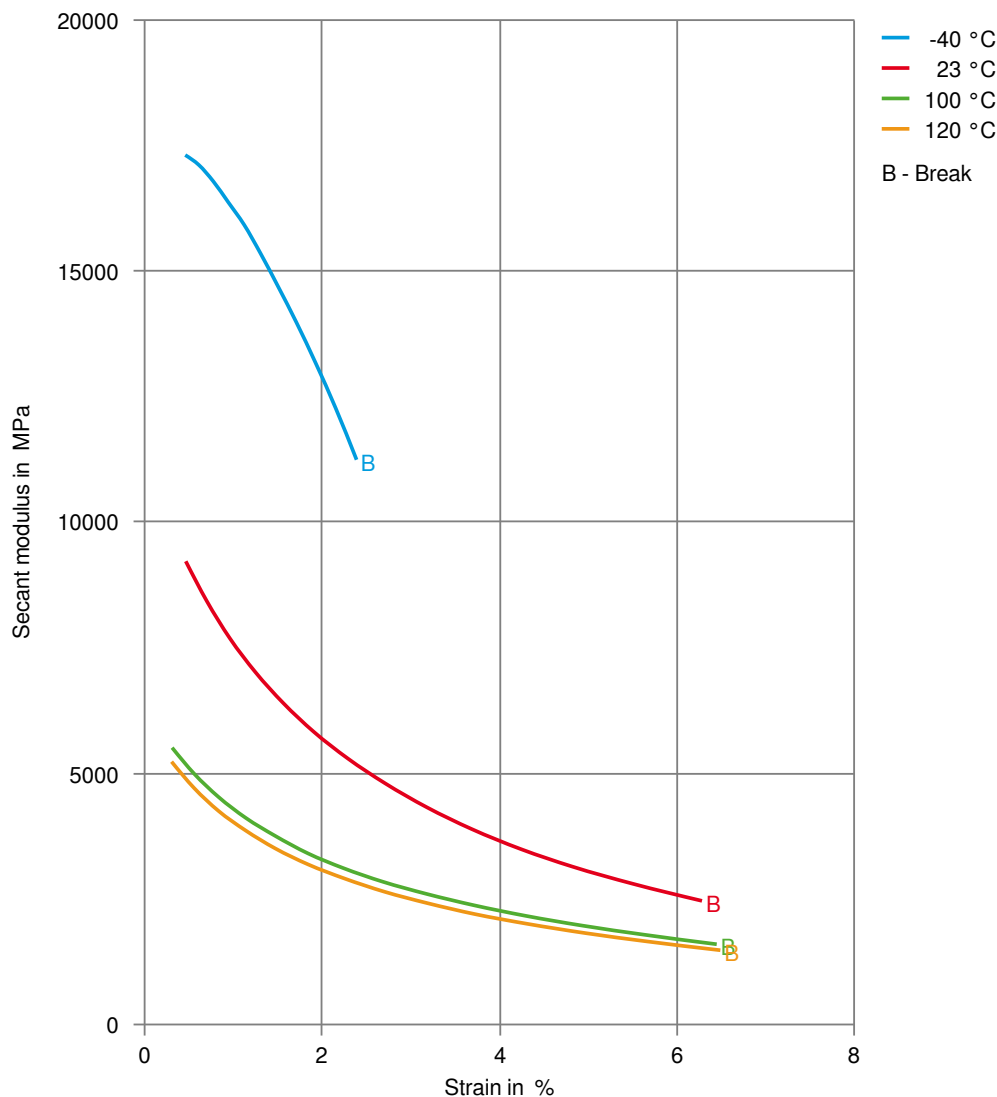
Secant modulus-strain (dry)



CELANYL® A3 CF20 BK 9005

CELANYL®

Secant modulus-strain (cond.)



Printed: 2025-05-29

Page: 5 of 5

Revised: 2024-08-16 Source: Celanese Materials Database

NOTICE TO USERS: Values shown are based on testing of laboratory test specimens and represent data that fall within the standard range of properties for natural material. These values alone do not represent a sufficient basis for any part design and are not intended for use in establishing maximum, minimum, or ranges of values for specification purposes. Colourants or other additives may cause significant variations in data values. Properties of moulded parts can be influenced by a wide variety of factors including, but not limited to, material selection, additives, part design, processing conditions and environmental exposure. Other than those products expressly identified as medical grade (including by MT® product designation or otherwise), Celanese's products are not intended for use in medical or dental implants. Regardless of any such product designation, any determination of the suitability of a particular material and part design for any use contemplated by the users and the manner of such use is the sole responsibility of the users, who must assure themselves that the material as subsequently processed meets the needs of their particular product or use. To the best of our knowledge, the information contained in this publication is accurate; however, we do not assume any liability whatsoever for the accuracy and completeness of such information. The information contained in this publication should not be construed as a promise or guarantee of specific properties of our products. It is the sole responsibility of the users to investigate whether any existing patents are infringed by the use of the materials mentioned in this publication. Moreover, there is a need to reduce human exposure to many materials to the lowest practical limits in view of possible adverse effects. To the extent that any hazards may have been mentioned in this publication, we neither suggest nor guarantee that such hazards are the only ones that exist. We recommend that persons intending to rely on any recommendation or to use any equipment, processing technique or material mentioned in this publication should satisfy themselves that they can meet all applicable safety and health standards. We strongly recommend that users seek and adhere to the manufacturer's current instructions for handling each material they use, and entrust the handling of such material to adequately trained personnel only. Please call the telephone numbers listed for additional technical information. Call Customer Services for the appropriate Materials Safety Data Sheets (MSDS) before attempting to process our products.

© 2025 Celanese or its affiliates. All rights reserved. Celanese®, registered C-ball design and all other trademarks identified herein with ®, TM, SM, unless otherwise noted, are trademarks of Celanese or its affiliates. Fortron is a registered trademark of Fortron Industries LLC.